

<b>DATA INPUT PAGE FOR CITIZEN'S GUIDE TO LOCAL UNIT FINANCES</b>									
Local Unit Name:		CITY OF BELDING							
Local Unit Code:		34-2010							
								Per capita information	
		<u>2016</u>	<u>2017</u>	<u>2018</u>	<u>2019</u>	<u>2020</u>	<u>2021</u>	<u>2020</u>	<u>2021</u>
<b>Statement of Revenues &amp; Expenditures - All governmental funds</b>									
<b>Revenues</b>									
	Taxes	1,879,977	1,975,286	1,957,231	2,169,021	2,285,364	2,347,306	396	407
	Licenses & Permits	17,028	25,134	17,666	15,807	22,999	22,151	4	4
	Federal Government	1,121	- 0				118,148	- 0	20
	State Government	214,409	375,000	1,380,212	1,479,479	1,413,527	1,550,207	245	269
	Local Contributions							- 0	- 0
	Charges for Services	281,431	203,618	274,438	329,397	331,630	320,352	57	56
	Fines & Forfeitures	113,649	123,323	73,794	87,134	76,340	52,386	13	9
	Interest & Rents	6,337	11,078	180,274	68,769	62,471	76,325	11	13
	Other Revenues	1,854,568	1,996,792	134,110	372,212	213,302	183,586	37	32
	Total Revenues	4,368,521	4,710,231	4,017,725	4,521,819	4,405,633	4,670,461	763	809
<b>Expenditures</b>									
	General Government	710,319	928,924	908,570	876,530	751,102	700,773	130	121
	Police & Fire	1,321,199	1,343,076	1,436,410	1,508,255	1,464,096	1,497,850	254	260
	Other Public Safety	- 0	- 0					- 0	- 0
	Roads	677,156	590,020	401,276	1,301,543	930,052	859,837	161	149
	Other Public Works							- 0	- 0
	Health & Welfare							- 0	- 0
	Community/Econ. Development	86,245	210,654					- 0	- 0
	Recreation & Culture	455,063	417,464	528,200	503,896	584,950	533,218	101	92
	Capital Outlay	637,037	817,086	7,831	19,000		1,374	- 0	0
	Debt Service		- 0					- 0	- 0
	Other Expenditures	598,149	569,727	229,203	229,301	354,527	229,666	61	40
	Total Expenditures	4,485,170	4,876,951	3,511,490	4,438,525	4,084,727	3,822,718	708	662
	Surplus (Shortfall)	(116,649)	(166,720)	506,235	83,294	320,906	847,743	56	147
<b>Financial Position - All governmental funds</b>									
									- 0
	Nonspendable	996,727	1,092,439	1,142,468	1,073,523	1,159,666	1,700,515	186	295
	Restricted							- 0	- 0

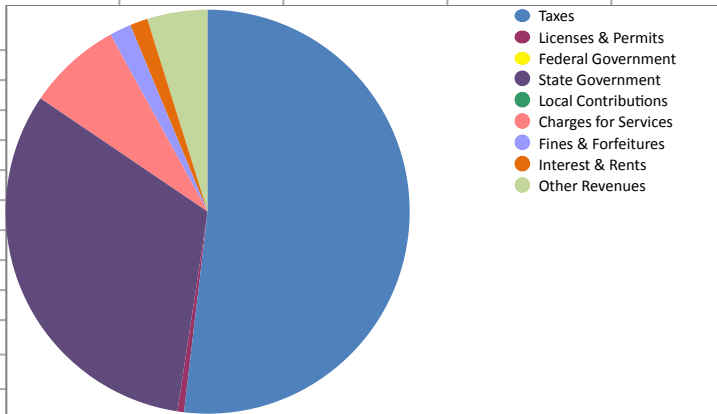
	Committed							- 0	- 0
	Assigned	1,175,551	1,151,793	1,940,988	1,929,582	1,848,407	2,095,849	334	363
	Unassigned	281,998	136,564	155,640	161,639	229,583	209,035	28	36
	Total Fund Balance	2,454,275	2,380,796	3,239,096	3,164,744	3,237,656	4,005,399	548	694
									- 0
									- 0
<b>Liabilities not counted on a modified-accrual basis</b>									- 0
<b>Pensions</b>									- 0
	Date of actuarial valuation:	<u>12/31/15</u>	<u>12/31/16</u>	<u>12/31/17</u>	<u>12/31/18</u>	<u>12/31/19</u>	<u>12/31/20</u>		
	Assets	1,178,479	1,176,784	1,268,142	1,313,566	1,335,479	1,367,973		237
	Actuarial Liability	2,225,536	2,344,284	2,407,039	2,480,307	2,600,774	2,728,367		473
	Unfunded (Overfunded)	1,047,057	1,167,500	1,138,897	1,166,741	1,265,295	1,360,394	219	236
	Percent funded	53%	50%	53%	53%	51%	50%	- 0	- 0
<b>OPEB</b>									- 0
	Date of actuarial valuation:	<u>12/31/2015</u>	<u>12/31/16</u>	<u>12/31/17</u>	<u>12/31/18</u>	<u>12/31/19</u>	<u>12/31/20</u>		
	Assets	- 0						- 0	- 0
	Actuarial Liability	465,602	475,194	525,942	527,148	532,825	526,226	92	91
	Unfunded	465,602	475,194	525,942	527,148	532,825	526,226	92	91
	Percent funded	0%	0%	0%	0%	0%	0%	- 0	- 0
<b>Sum of All Pension &amp; OPEB Plans</b>									- 0
	Assets	1,178,479	1,176,784	1,268,142	1,313,566	1,335,479	1,367,973	231	237
	Actuarial Liability	2,691,138	2,819,478	2,932,981	3,007,455	3,133,599	3,254,593	543	564
	Unfunded	1,512,659	1,642,694	1,664,839	1,693,889	1,798,120	1,886,620	312	327
	Percent funded	44%	42%	43%	44%	43%	42%	- 0	- 0
								- 0	- 0
								- 0	- 0
<b>Debt</b>									- 0
	Bonds & Contracts Payable	3,562,643	3,986,079	3,774,182	3,528,584	3,168,904	2,869,138	549	497
	Capital Leases							- 0	- 0
	Other Contractual Debt							- 0	- 0
	Structured Debt	3,562,643	3,986,079	3,774,182	3,528,584	3,168,904	2,869,138	549	497
	Employee Compensated Absences	123,000	122,000	107,019	145,733	130,029	181,663	23	31
	Landfill Closure & Postclosure Care							- 0	- 0
	Uninsured Losses							- 0	- 0
	Other Claims & Contingencies							- 0	- 0
	Total Long Term Debt (Excluding Pension & OPEB)	3,685,643	4,108,079	3,881,201	3,674,317	3,298,933	3,050,801	572	529

										- 0
<b>Population Information</b>		5,771	5,771	5,771	5,771	5,771	5,771	5,771		
<b>Contact Information</b>										
Contact Name:		BECKY SCHLIENZ								
Contact Phone Number:		616-794-1900 EXT 203								
Graph data	10									
Revenue:	2	<u>2016</u>	<u>2017</u>	<u>2018</u>	<u>2019</u>	<u>2020</u>	<u>2021</u>			
Licenses & Permits		17,028	25,134	17,666	15,807	22,999	22,151			
Expenditur	1									
General Government		710,319	928,924	908,570	876,530	751,102	700,773			

**CITIZEN'S GUIDE TO LOCAL UNIT FINANCES - CITY OF BELDING (34-2010)**

**REVENUES**

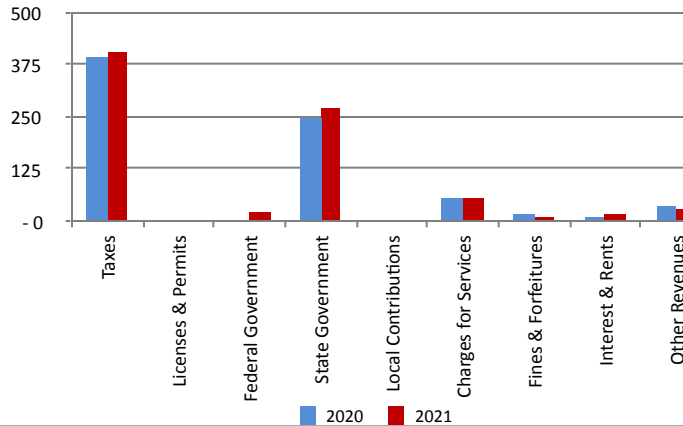
**1. Where our money comes from (all governmental funds)**



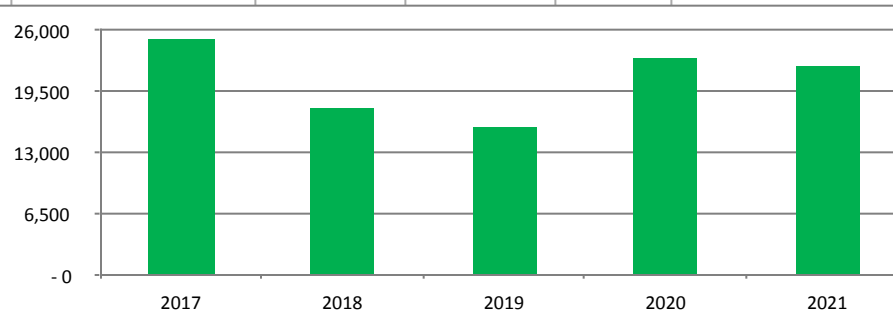
**2. Compared to the prior year**

	<u>2020</u>	<u>2021</u>	<u>% change</u>
Taxes	\$ 2,285,364	\$ 2,347,306	2.71%
Licenses & Permits	\$ 22,999	\$ 22,151	-3.69%
Federal Government	\$ - 0	\$ 118,148	N/A
State Government	\$ 1,413,527	\$ 1,550,207	9.67%
Local Contributions	\$ - 0	\$ - 0	N/A
Charges for Services	\$ 331,630	\$ 320,352	-3.40%
Fines & Forfeitures	\$ 76,340	\$ 52,386	-31.38%
Interest & Rents	\$ 62,471	\$ 76,325	22.18%
Other Revenues	\$ 213,302	\$ 183,586	-13.93%
<b>Total Revenues</b>	<b>\$ 4,405,633</b>	<b>\$ 4,670,461</b>	<b>6.01%</b>

**3. Revenue sources per capita - compared to the prior year**



**4. Historical trends of individual sources**



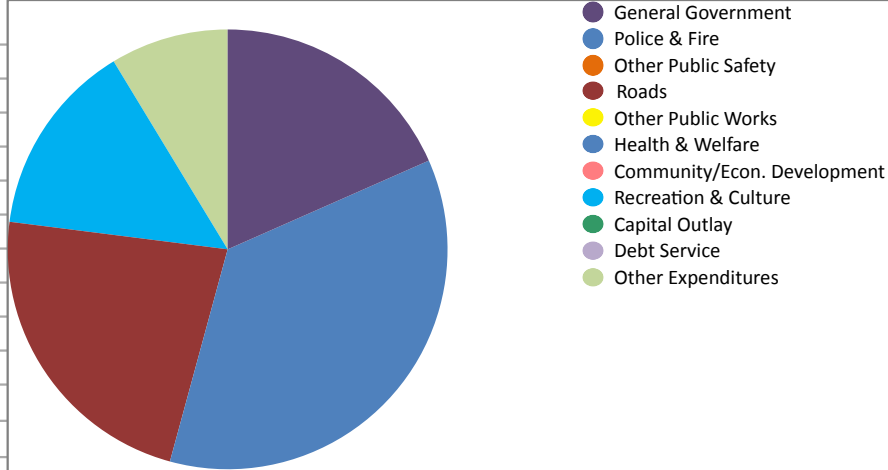
**Commentary:**

For more information on our unit's finances, contact BECKY SCHLIENZ at 616-794-1900 EXT 203.

**CITIZEN'S GUIDE TO LOCAL UNIT FINANCES - CITY OF BELDING (34-2010)**

**EXPENDITURES**

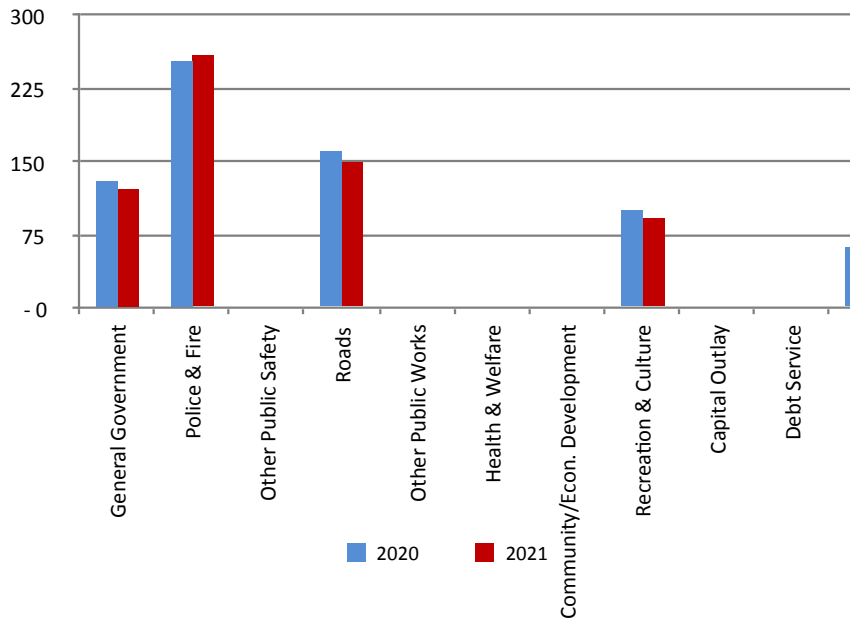
**1. Where we spend our money (all governmental funds)**



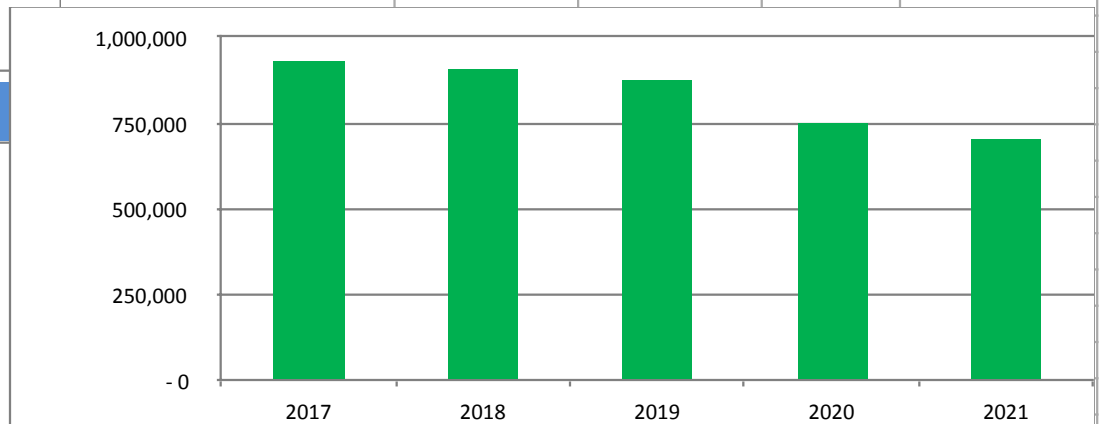
**2. Compared to the prior year**

	<u>2020</u>	<u>2021</u>	<u>% change</u>
General Government	\$ 751,102	\$ 700,773	-6.70%
Police & Fire	\$ 1,464,096	\$ 1,497,850	2.31%
Other Public Safety	\$ -	\$ -	N/A
Roads	\$ 930,052	\$ 859,837	-7.55%
Other Public Works	\$ -	\$ -	N/A
Health & Welfare	\$ -	\$ -	N/A
Community/Econ. Development	\$ -	\$ -	N/A
Recreation & Culture	\$ 584,950	\$ 533,218	-8.84%
Capital Outlay	\$ -	\$ 1,374	N/A
Debt Service	\$ -	\$ -	N/A
Other Expenditures	\$ 354,527	\$ 229,666	-35.22%
<b>Total Expenditures</b>	<b>\$ 4,084,727</b>	<b>\$ 3,822,718</b>	<b>-6.41%</b>

**3. Spending per capita - compared to the prior year**



**4. Historical trends of individual departments:**

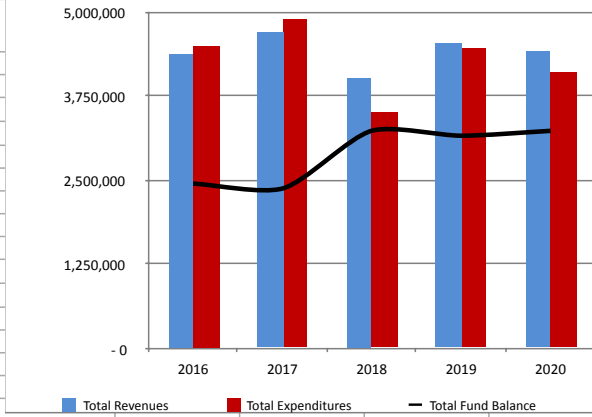


Commentary:

For more information on our unit's finances, contact BECKY SCHLIENZ at 616-794-1900 EXT 203.

**CITIZEN'S GUIDE TO LOCAL UNIT FINANCES - CITY OF BELDING (34-2010)**

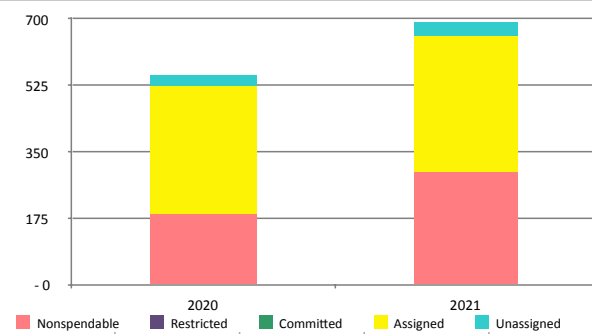
1. How have we managed our governmental fund resources (fund balance)?



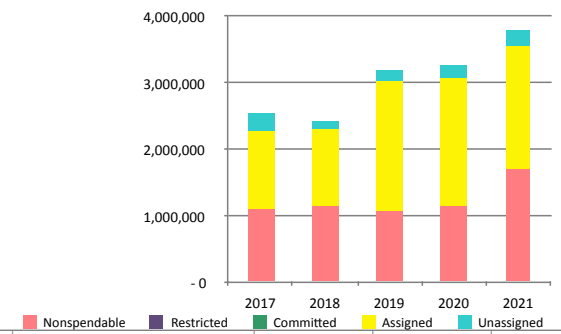
2. Compared to the prior year

	2020	2021	% change
Revenue	4,405,633	4,670,461	6.01%
Expenditures	- 0	- 0	N/A
Surplus (shortfall)	751,102	700,773	-6.70%
Fund balance, by component:	1,464,096	1,497,850	
Nonspendable	- 0	- 0	N/A
Restricted	930,052	859,837	-7.55%
Committed	- 0	- 0	N/A
Assigned	- 0	- 0	N/A
Unassigned	- 0	- 0	N/A
total fund balance	584,950	533,218	-8.84%

3. Fund balance per capita - compared to the prior year



4. Historical trends of individual components



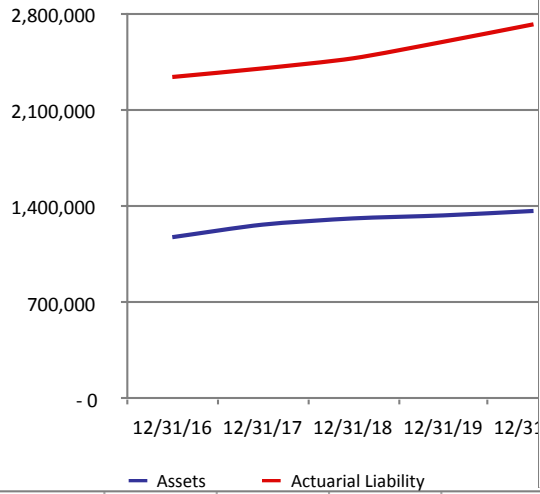
Commentary:

For more information on our unit's finances, contact BECKY SCHLIENZ at 616-794-1900 EXT 203.

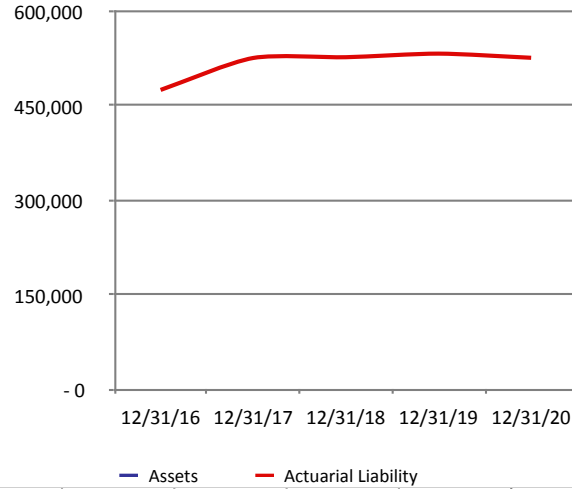
**CITIZEN'S GUIDE TO LOCAL UNIT FINANCES - CITY OF BELDING (34-2010)**

**OTHER LONG TERM OBLIGATIONS**

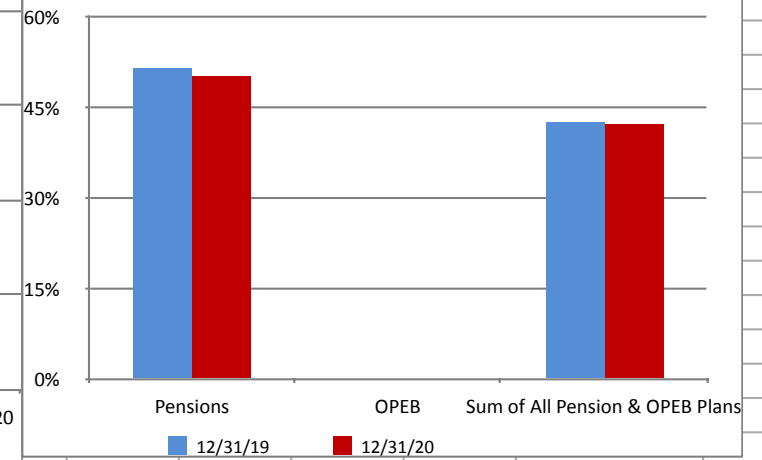
1. Pension funding status



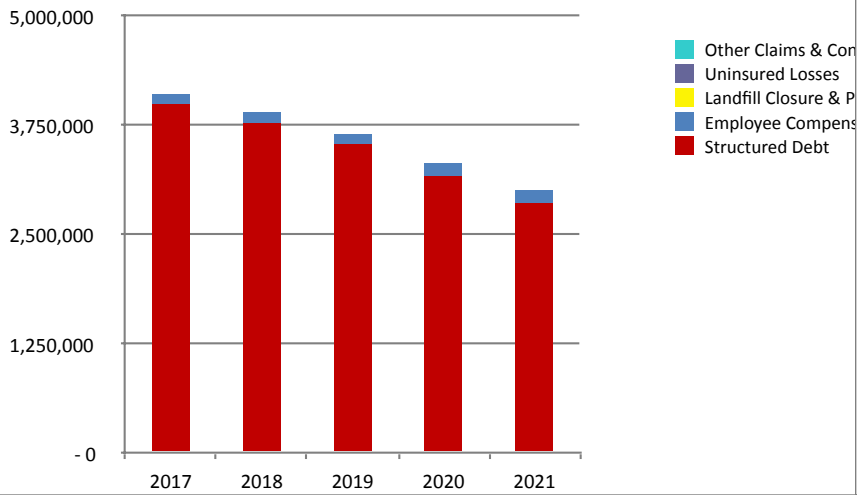
2. Retiree Health care funding status



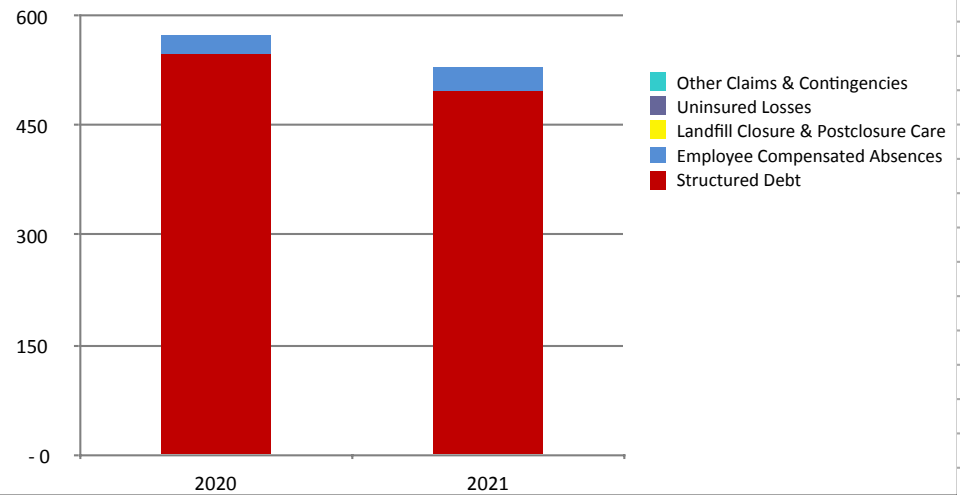
3. Percent funded - compared to the prior



4. Long Term Debt obligations:



5. Debt & other long term obligations per capita - compared to the prior year



Commentary:

For more information on our unit's finances, contact BECKY SCHLIENZ at 616-794-1900 EXT 203.